

Patternübersicht



Jungpferde

Basis 4	Pattern 2
Basis 5	Pattern 2
Trail 4	Pattern 1
Trail 5	Pattern 1
Reining 4	Pattern 2
Reining 5	Pattern 2

YOUNGSTARS

Reining	Pattern 5
Challenge	Pattern 1

Western Riding

LK 1 Jun/sen/B	Pattern 6
LK 2 Jun/sen/B	Pattern 6
M LK 1/2 Jun/sen/B	Pattern 7

Senior Superhorse (2018)

LK 1	Pattern 5
LK 2	Pattern 5
M LK 1/2 A	Pattern 6
M LK 1/2 B	Pattern 6

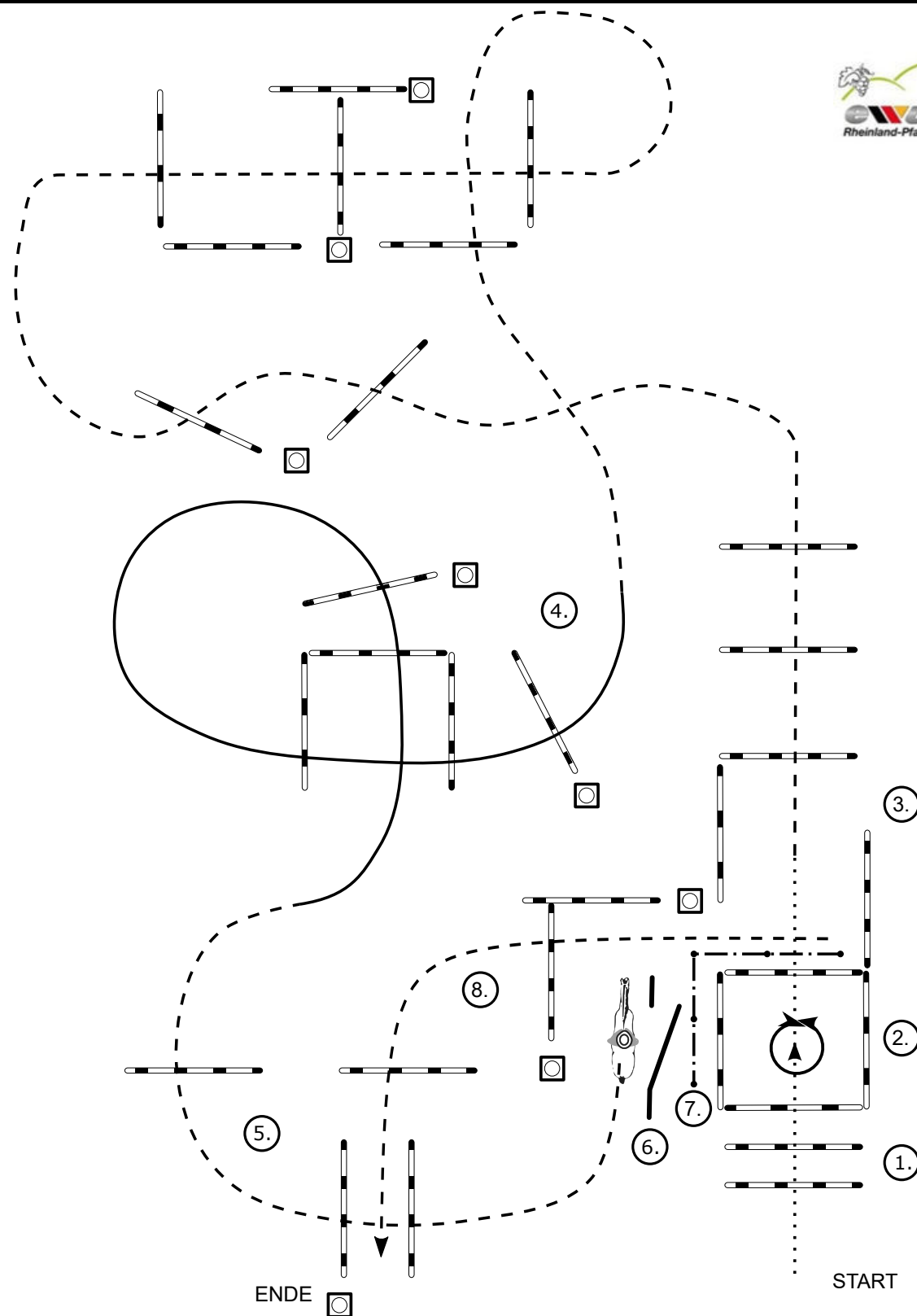
Reining

LK 1 Junior	Pattern 11
LK 2 Junior	Pattern 11
LK 1A Senior	Pattern 5
LK 2A Senior	Pattern 5
LK 1B	Pattern 6
LK 2B	Pattern 6
LK 3AB (B)	Pattern 6
LK 3AB (C)	Pattern 5
LK 4 (B)	Pattern 15
LK 4 (C)	Pattern 14
M LK 1/2 Junior	Pattern 4
M LK 1/2 A Senior	Pattern 8
M LK 1/2 B	Pattern 4

Ranch Riding (12/2017)

LK 1 Junior	Pattern 9
LK 2 Junior	Pattern 9
LK 1A Senior	Pattern 7
LK 2A Senior	Pattern 7
LK 1/2 B	Pattern 7
LK 3A (B)	Pattern 1
LK 3B (B)	Pattern 1
LK 3A (C)	Pattern 6
LK 3B (C)	Pattern 6
LK 4A (B)	Pattern 2
LK 4B (B)	Pattern 2
LK 4/5 A (C)	Pattern 3
LK 4/5 B (C)	Pattern 3
M LK 1/2 Junior	Pattern 1
M LK 1/2 A Senior	Pattern 5
M LK 1/2 B	Pattern 5

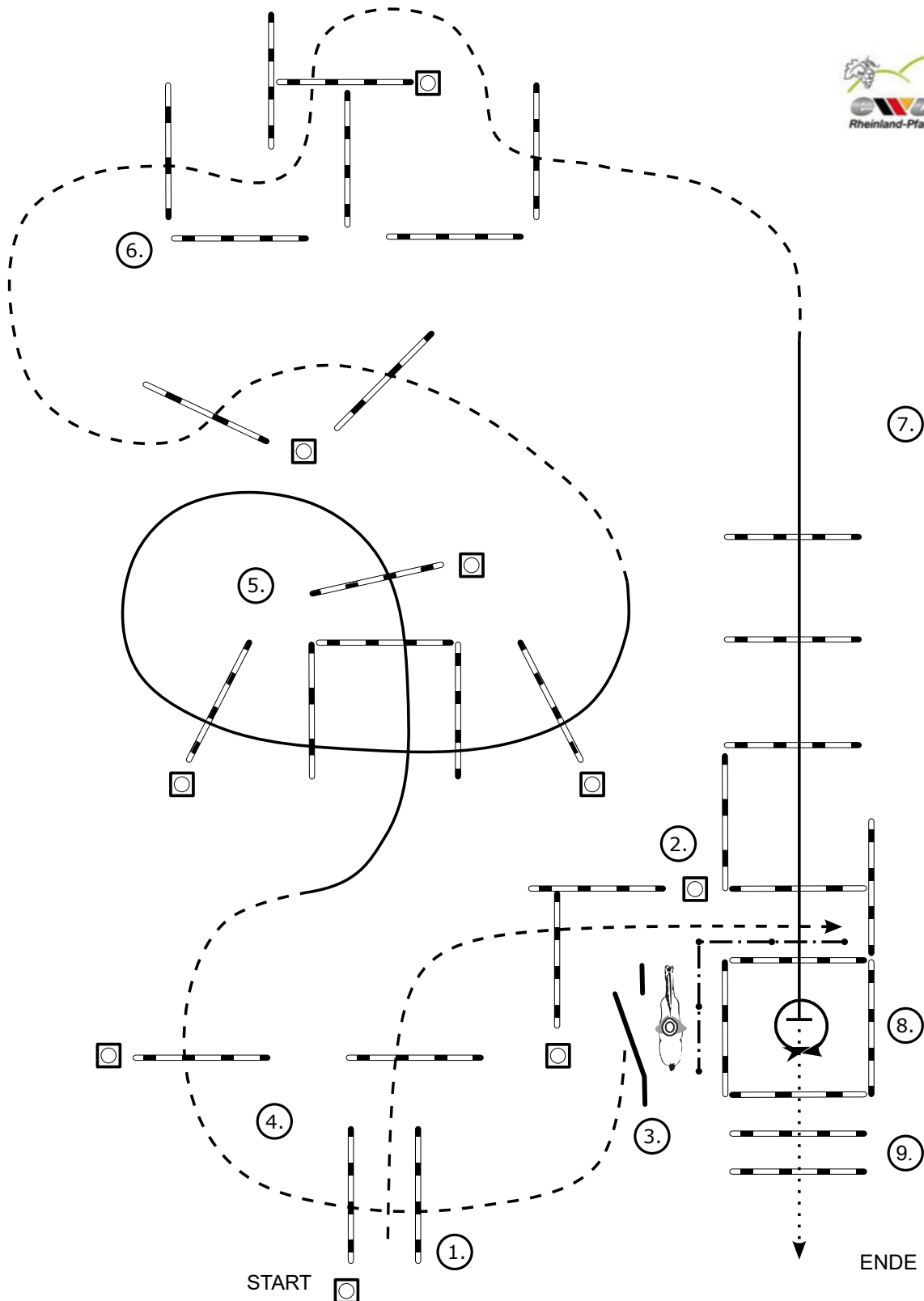
Trail Horse LK 1 jun / LK 2 jun



1. Walk over poles into box
2. 360° turn (r o l), walk out
3. Jog over poles
4. Lope (RL) over poles
5. Jog over poles to gate
6. Gate (RH)
7. Back up
8. Jog over poles

- Walk
- Jog
- Lope
- ←—◆—◆— Backup
- nn→ Sidepass
- X—— Lead Change

Trail Horse LK 1A sen / LK 2A sen

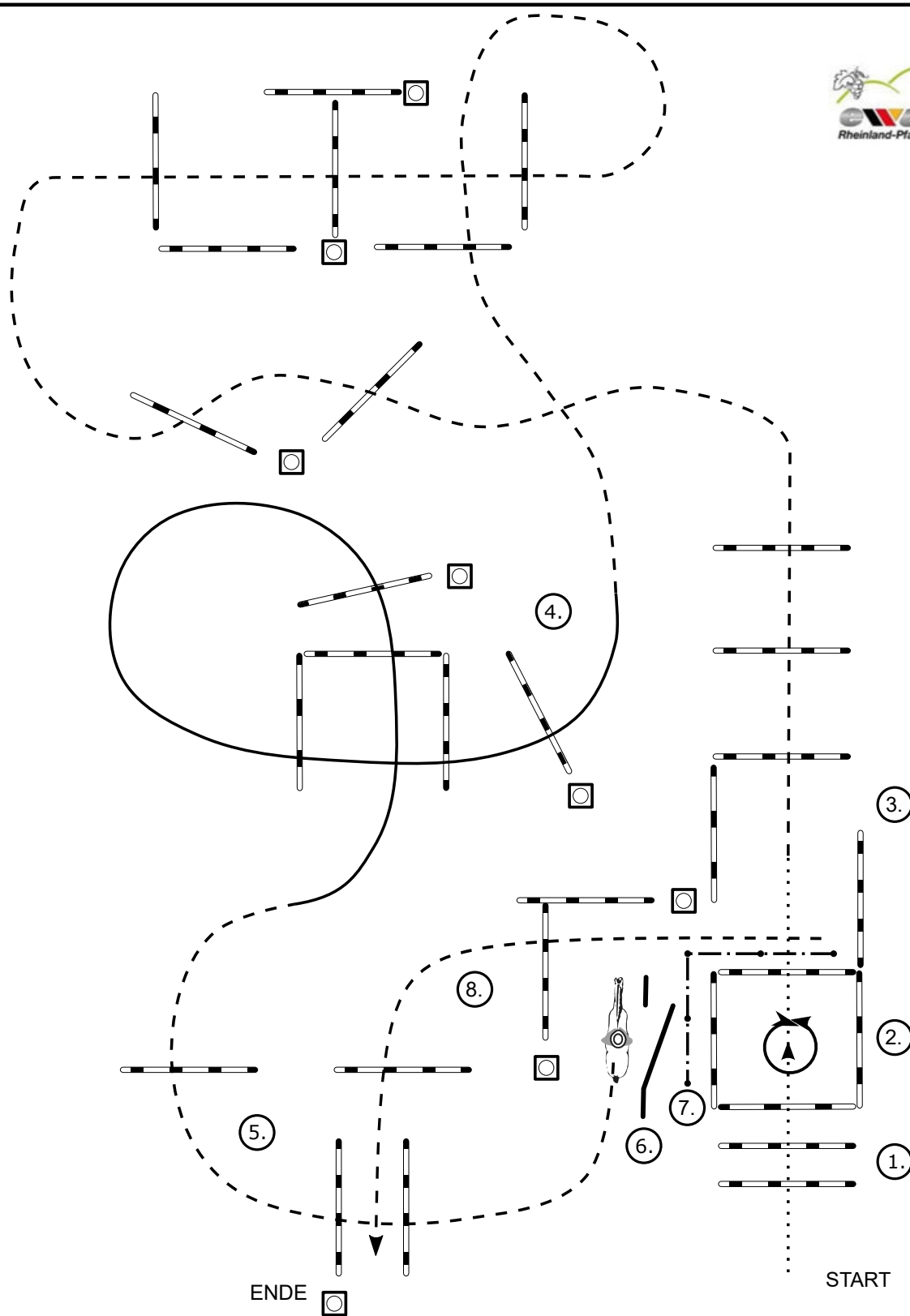


- | | |
|--|--|
| 1. Jog over poles past marker into chute, stop | 8. Lope (RL) into box, stop, 360° turn (r o l) |
| 2. Back up | 9. Walk over poles |
| 3. Gate (LH), jog out | |
| 4. Jog over poles | |
| 5. Lope (LL) over poles | |
| 6. Jog over poles | |
| 7. Lope (RL) over poles | |

- | | |
|-------------|-------------|
| | Walk |
| - - - - - | Jog |
| ————— | Lope |
| ◄- - - - -> | Backup |
| on | Sidepass |
| — X — | Lead Change |

EWU Landesmeisterschaft Rheinland-Pfalz & Saarland
Zeiskam
09.- 11.08.2019

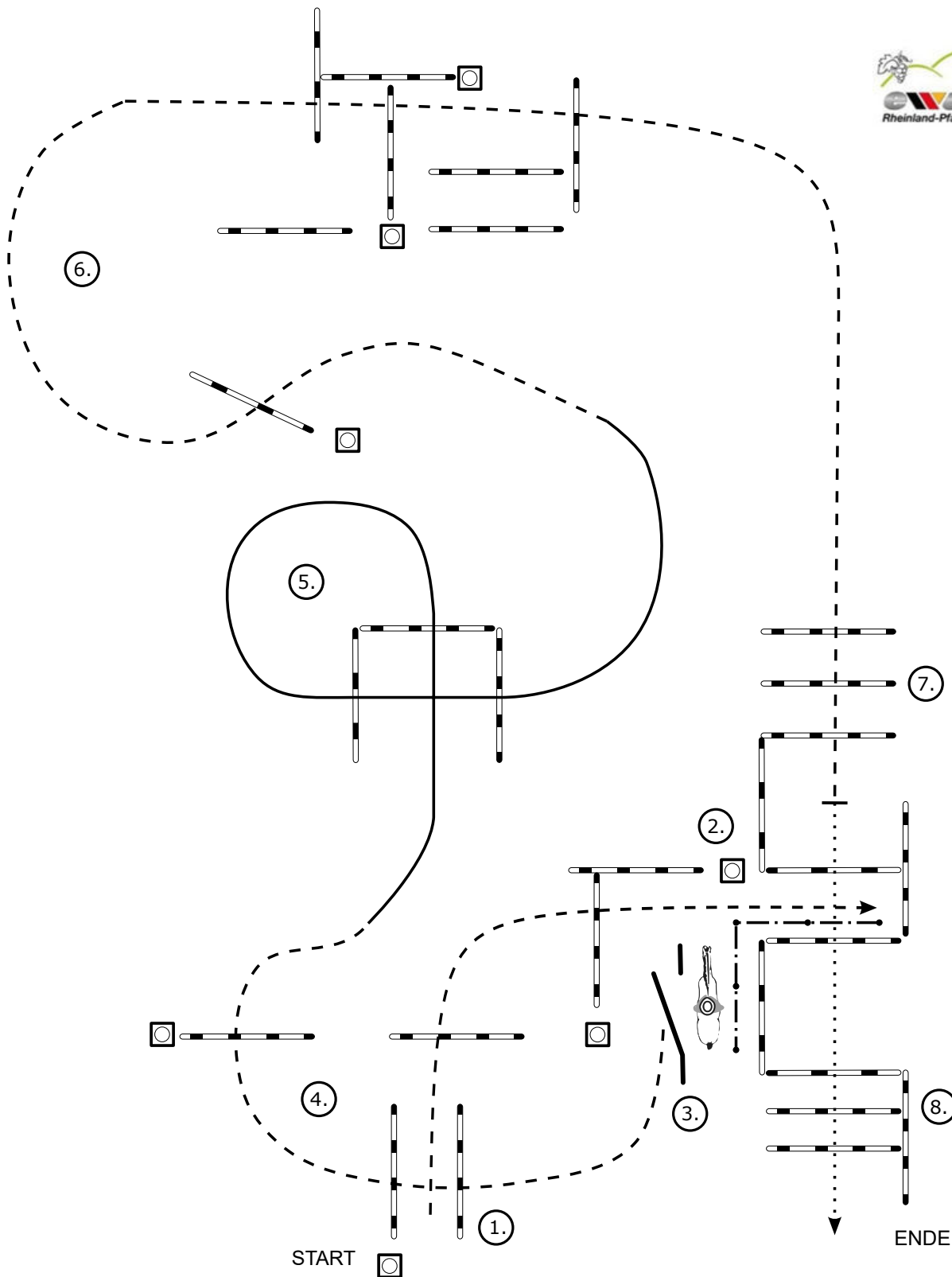
Trail Horse LK 1B / LK 2B



1. Walk over poles into box
2. 360° turn (r o l), walk out
3. Jog over poles
4. Lope (RL) over poles
5. Jog over poles to gate
6. Gate (RH)
7. Back up
8. Jog over poles

- Walk
- - - - - Jog
- Lope
- ◆ —◆ —◆ Backup
- ..→ ..→ Sidepass
- ⌂ Lead
- Change

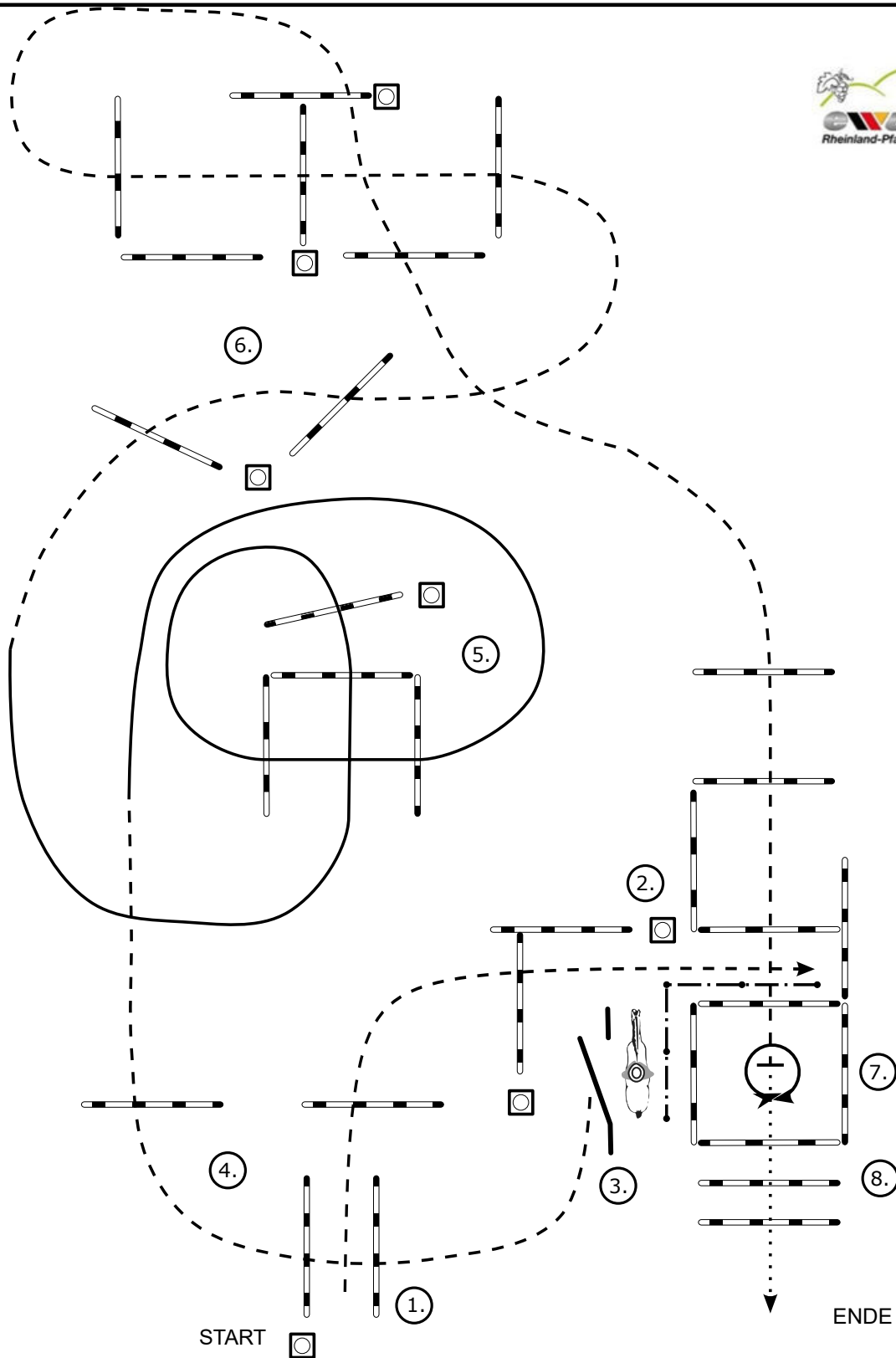
Trail Horse LK 3A (B)



1. Jog over poles past marker into chute, stop
2. Back up
3. Gate (LH), jog out
4. Jog over poles
5. Lope (LL) over poles
6. Jog over poles
7. Jog into box, stop, walk out
8. Walk over poles

- Walk
- - - - - Jog
- Lope
- ◄- - - - - Backup
- nn> Sidepass
- X —— Lead
- Change

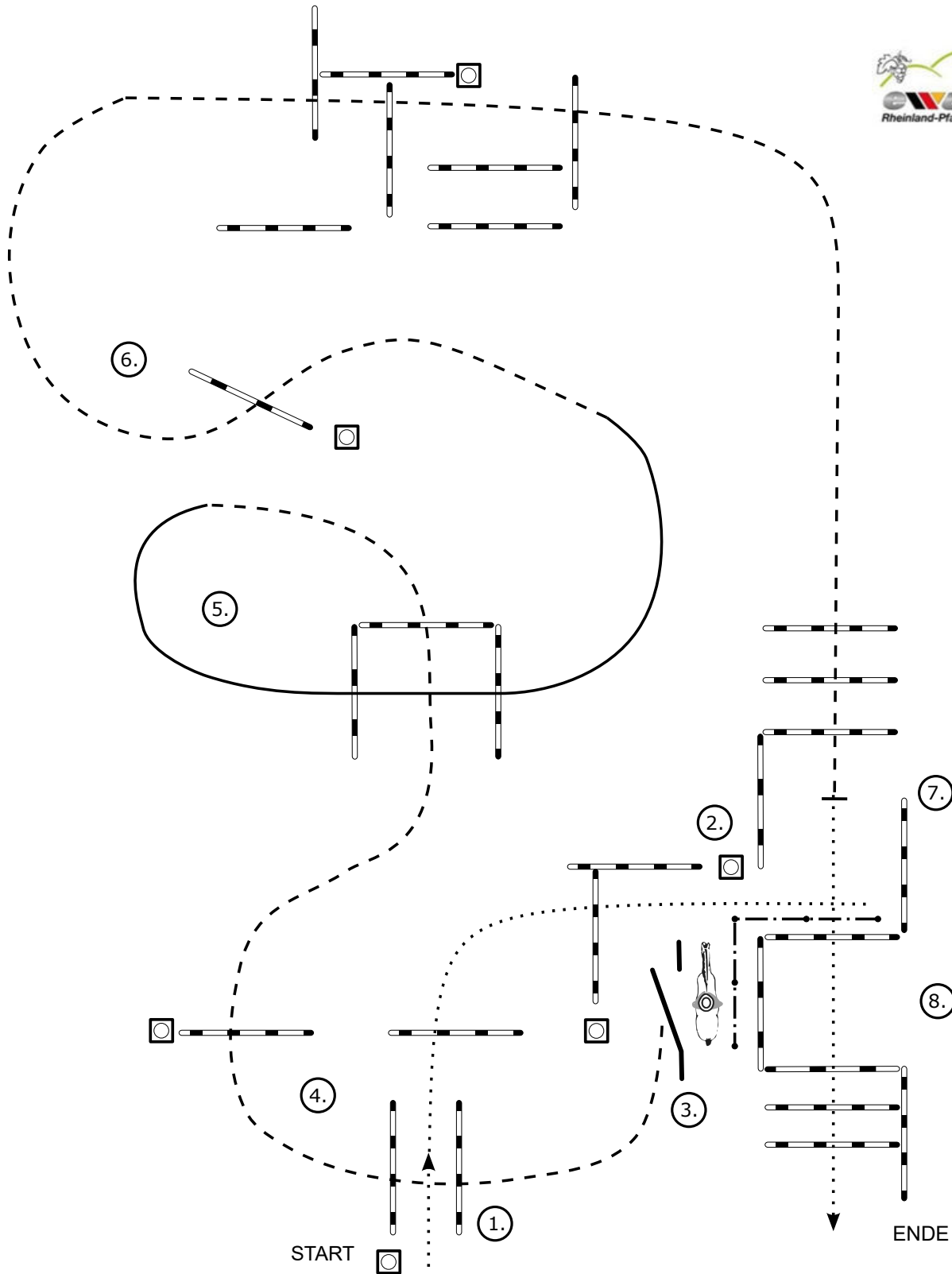
Trail Horse LK 3A (C) / LK 3B (C)



1. Jog over poles past marker into chute, stop
2. Back up
3. Gate (LH), jog out
4. Jog over poles
5. Lope (RL) over poles
6. Jog over poles
7. Jog into box, stop, 360° turn (r o l)
8. Walk over poles

- Walk
- - - - - Jog
- Lope
- ◆ — ◆ — ◆ Backup
- nn> Sidepass
- X — Lead Change

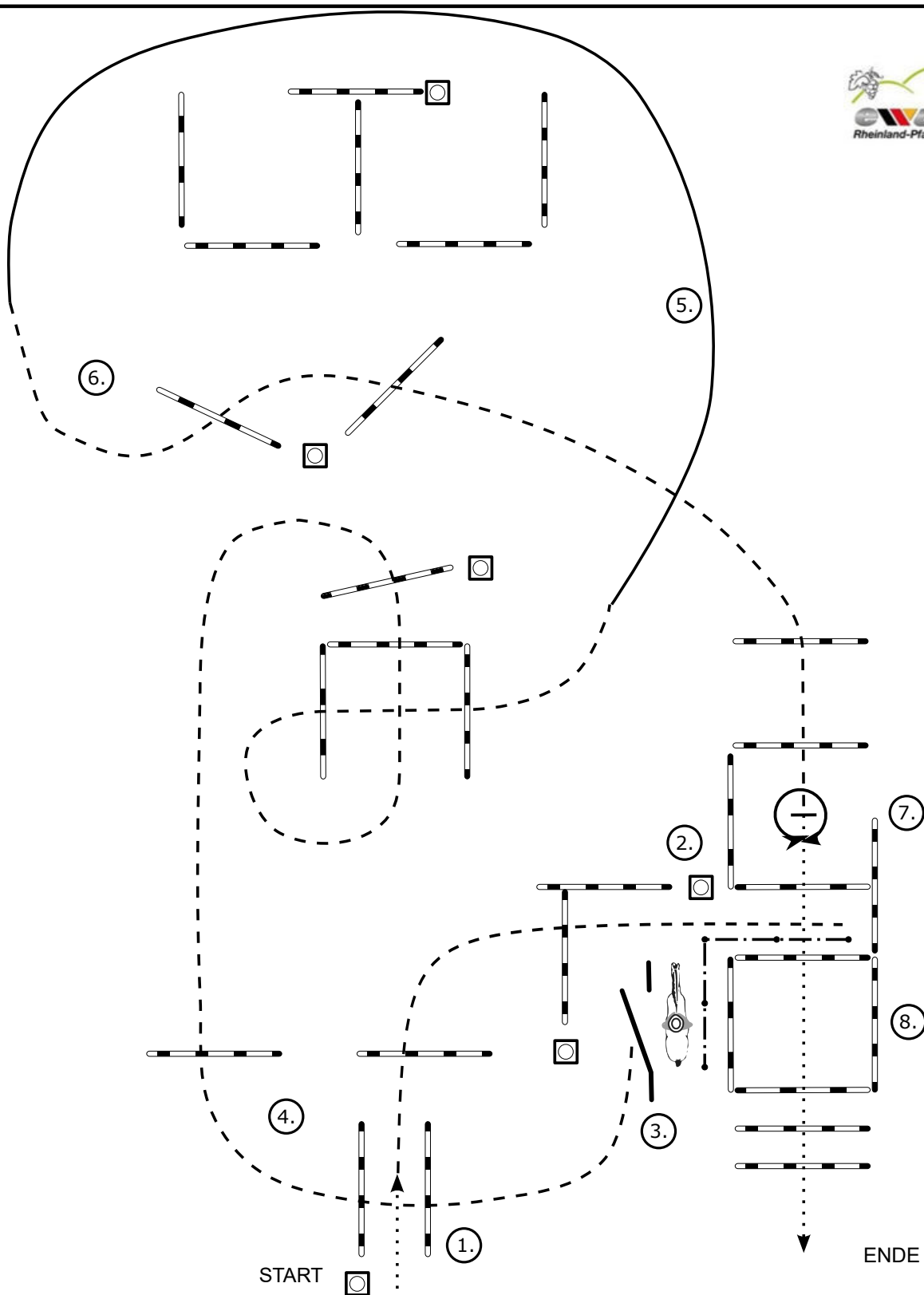
Trail Horse LK 4A (B) / LK 3/4B (B)



1. Walk over poles past marker into chute, stop
2. Back up
3. Gate (LH), jog out
4. Jog over poles
5. Lope (LL) over poles
6. Jog over poles
7. Jog into box, stop
8. Walk over poles

- Walk
- - - - - Jog
- Lope
- ◄ - - - - ► Backup
- no → Sidepass
- X — Lead Change

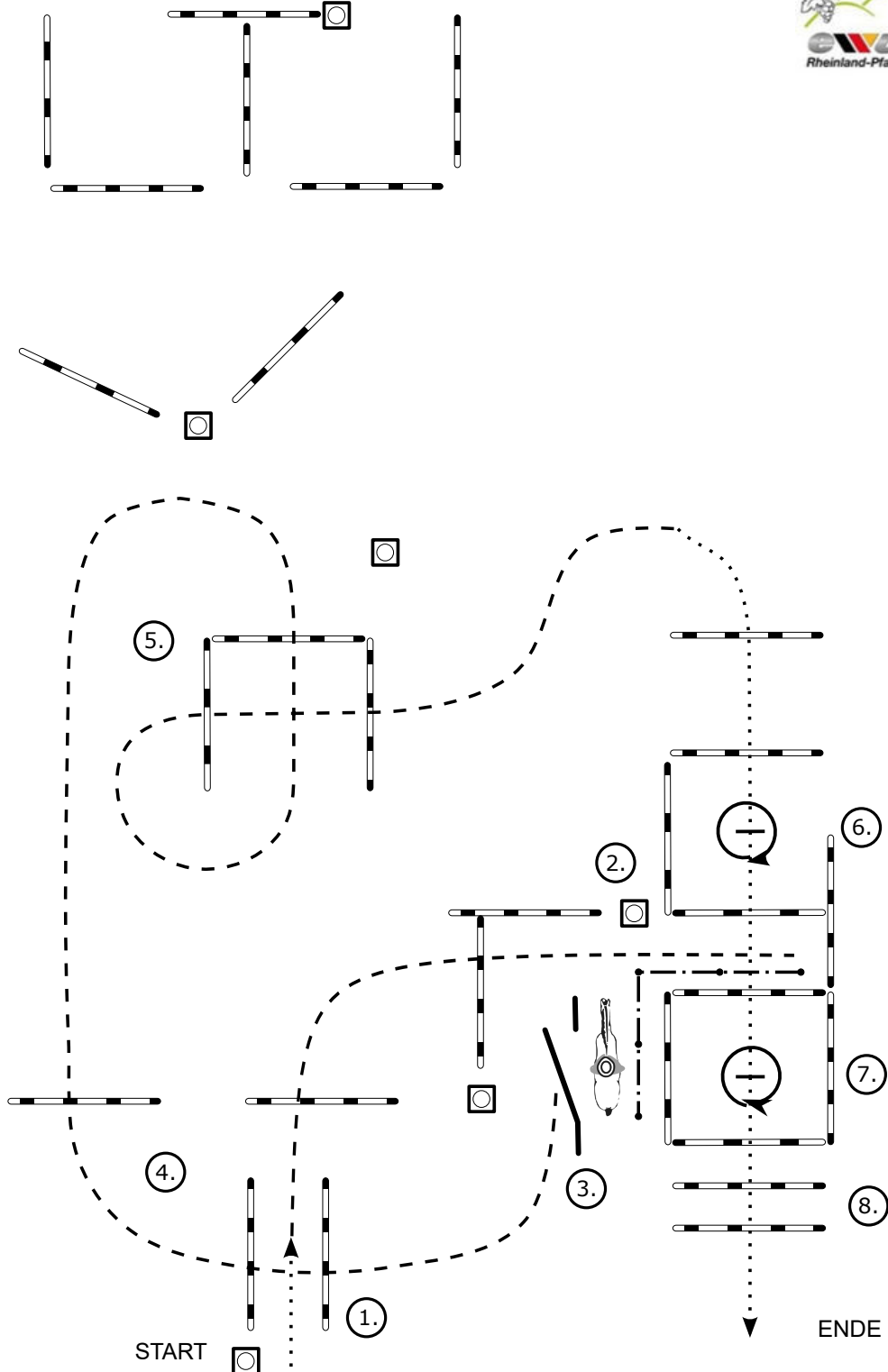
Trail Horse LK 4A (C) / LK 4B (C) / LK 5A / LK 5B



1. Walk, jog over poles past marker into chute, stop
2. Back up
3. Gate (LH), jog out
4. Jog over poles
5. Lope (LL)
6. Jog over poles
7. Jog into box, stop, 360° turn (r o l)
8. Walk over poles

- | | |
|-----------|-------------|
| | Walk |
| - - - - - | Jog |
| ————— | Lope |
| ◄—♦—♦—♦—► | Backup |
| nn | Sidepass |
| ———X——— | Lead Change |

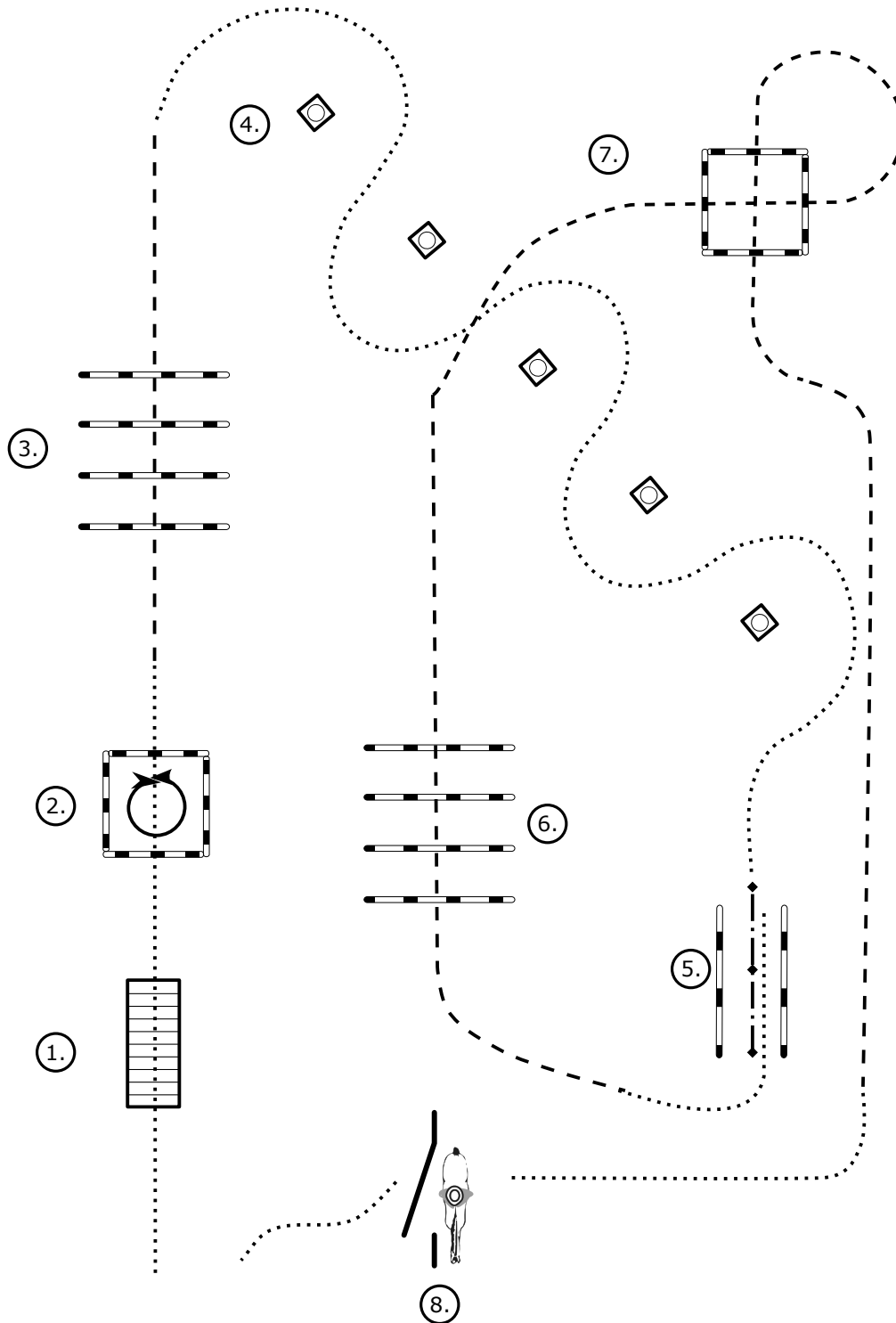
Trail in Hand LK 1-5



1. Walk, jog over poles past marker into chute, stop
2. Back up
3. Gate (LH), jog out
4. Jog over poles
5. Jog over poles
6. Walk into box, stop, 360° turn (right)
7. Walk into box, stop, 360° turn (right)
8. Walk over poles

- Walk
- - - - - Jog
- Lope
- ◆ — ◆ — ◆ — ◆ — ◆ Backup
- nn> Sidepass
- X — Lead Change

Trail Horse Führzügel

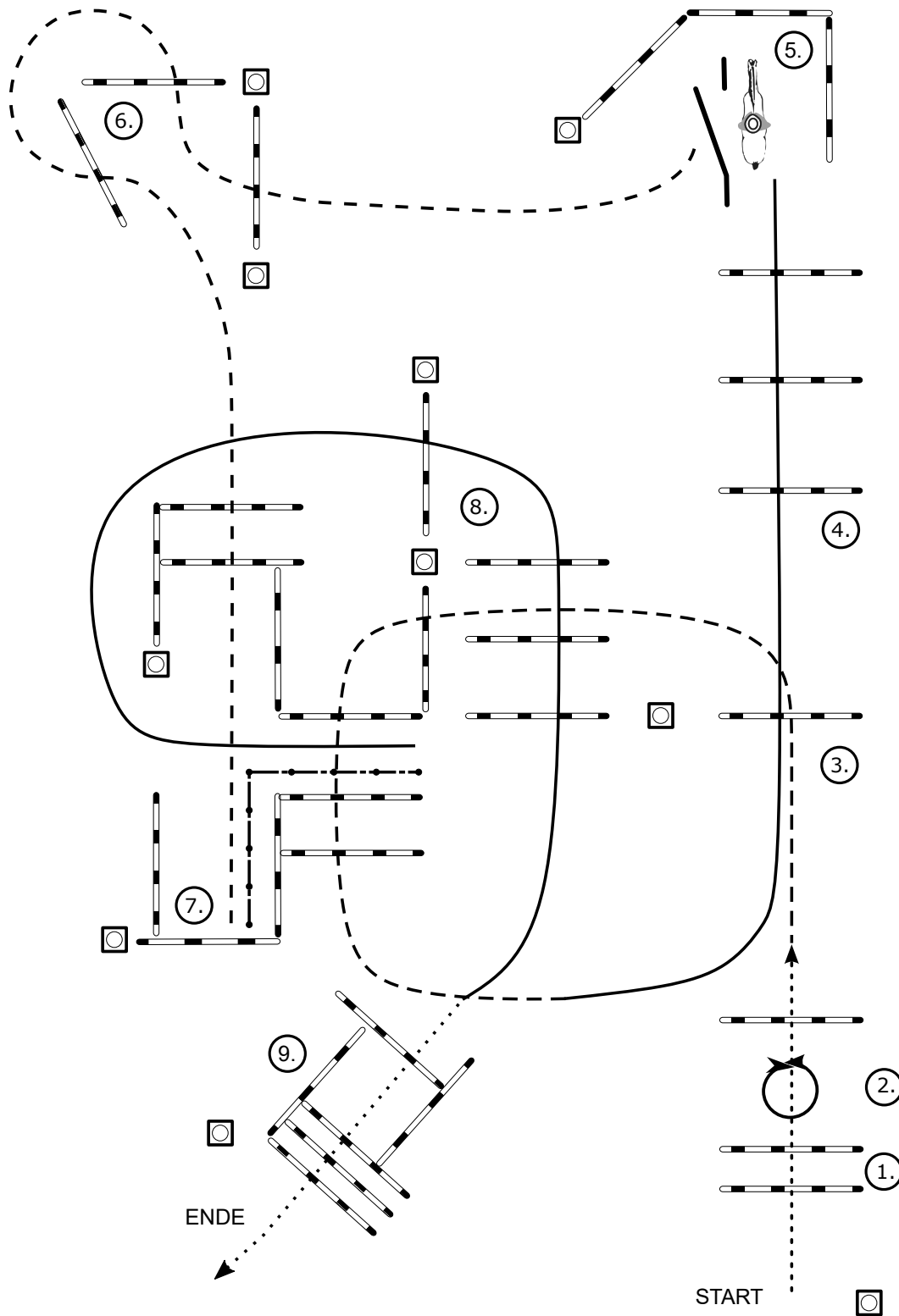


- 1. Bridge
- 2. 360° turn (r o l)
- 3. Jog over poles
- 4. Walk slalom
- 5. Back up

- 6. Jog over poles
- 7. Jog thru box
- 8. Gate

- Walk
- - - - - Jog
- Lope
- ◆ — ◆ — ◆ Backup
- nn Sidepass
- X — Lead Change

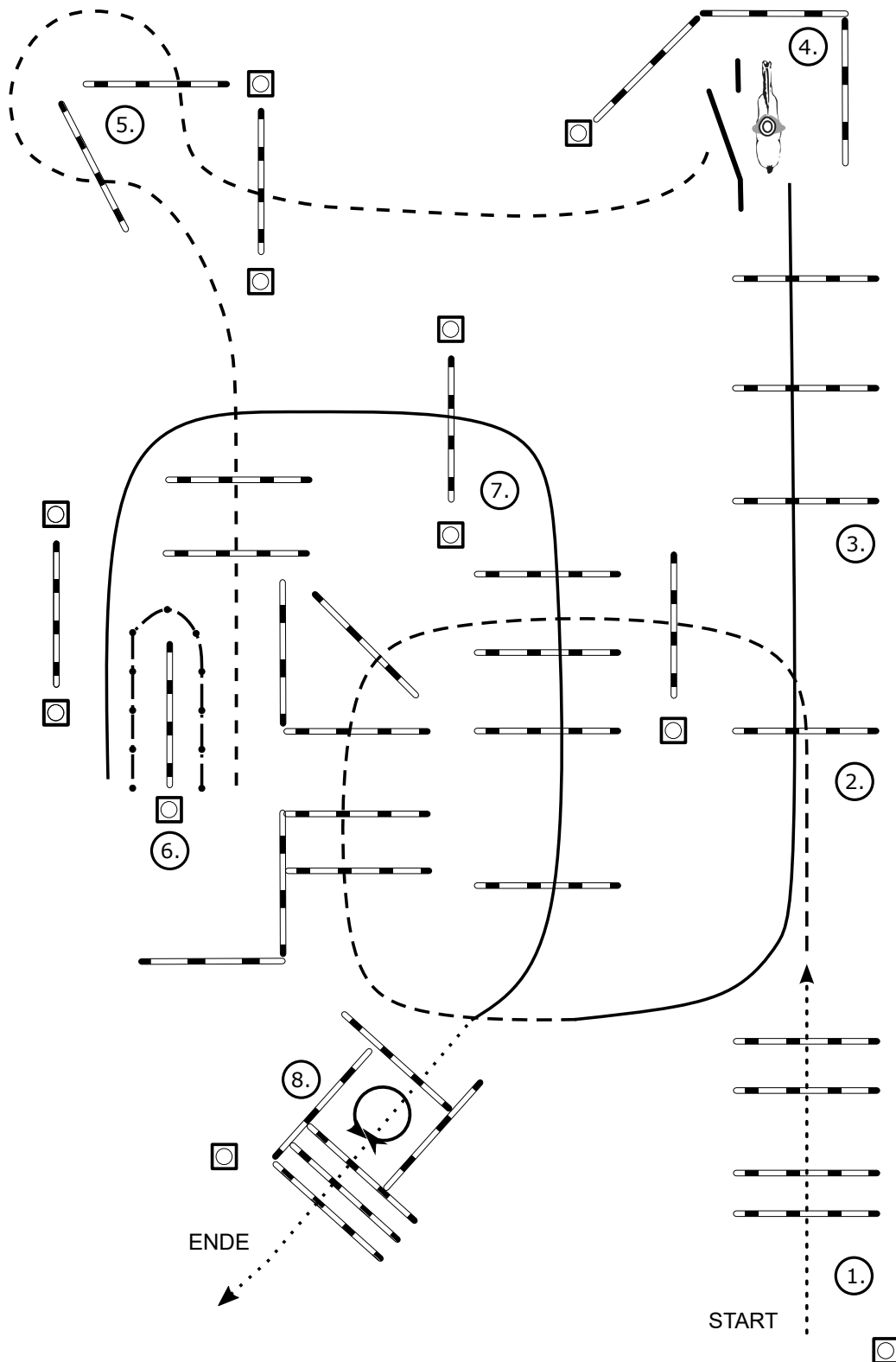
Trail Horse M LK 2/1 jun



- | | |
|--------------------------------------|-----------------------------------|
| 1. Walk over poles | 8. Lope over poles |
| 2. 360° turn (r o l), walk over pole | 9. Walk thru box, walk over poles |
| 3. Jog over poles | |
| 4. Lope over poles | |
| 5. Gate | |
| 6. Jog over poles | |
| 7. Back up | |

- | | |
|-------------|-------------|
| | Walk |
| - - - - - | Jog |
| ————— | Lope |
| ◄- - - - -> | Backup |
| nn | Sidepass |
| — X — | Lead Change |

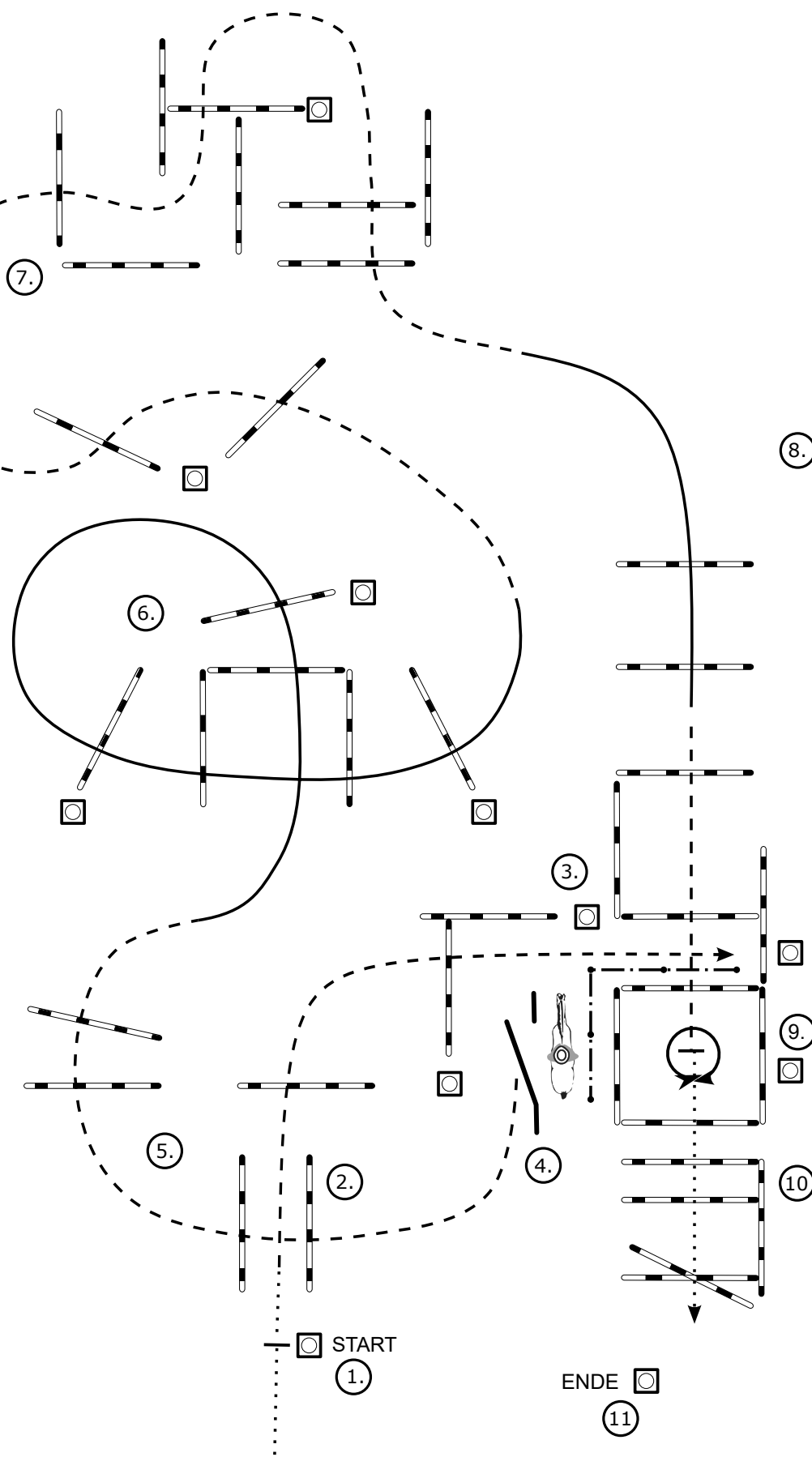
Trail Horse M LK 2/1 A / M LK 2/1 B



1. Walk over poles
2. Jog over poles
3. Lope over poles
4. Gate
5. Jog over poles
6. Back up
7. Lope over poles
8. 360° turn (r o l), walk over poles

- Walk
- - - - - Jog
- Lope
- ◆-◆-◆-◆ Backup
- no> Sidepass
- X —— Lead Change

Horse & Dog Trail LK 1-2



1. Einreiten
an Pylone anhalten
+ Hund ableinen
2. Jog Over into chute, stop
+ Hund bei Fuß
+ Hund an Pylone
ablegen
3. Back Up
4. Tor
+ Hund durch das Tor
rufen
5. Jog Over
+ Hund bei Fuß
6. Lope (LL) Over,
+ Hund bei Fuß
7. Jog Over
+ Hund bei Fuß
8. Lope (RL) Over,
Jog Over
+ Hund bei Fuß
9. Jog into box, stop
360° turn (R o L)
+ Hund bei Fuß
+ Hund an Pylone
ablegen
10. Walk Over
+ Hund bei Fuß
11. Anhalten, absteigen
Hund anleinen

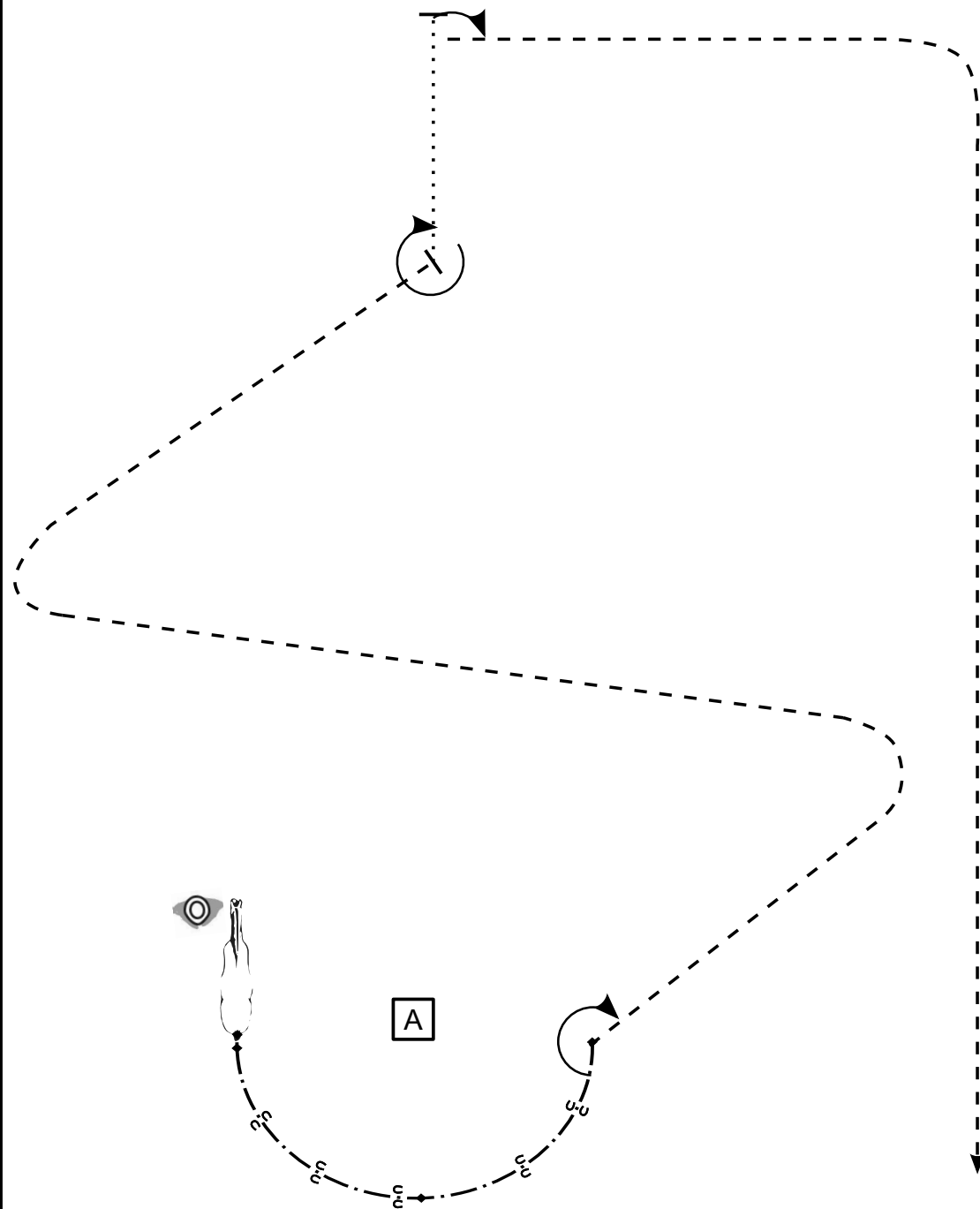
LH = Left Hand
RH = Right Hand
LL = Left Lead
RL = Right Lead

- Walk
- - - - - Jog
- Lope
- ◊ - - - - ◊ Backup
- no> Sidepass
- X — Lead
Change

Showmanship at Halter LK 1/2



Judge



- Be ready -
hindquarters even with marker
1. Back up
 2. 225° turn
 3. Trot straight lines
 4. Trot, stop
 5. 315° turn
 6. Walk, stop
 7. Set up for inspection
 8. 90° turn, trot
- Trot and leave the arena

A

Marker

..... Walk

- - - - - Jog

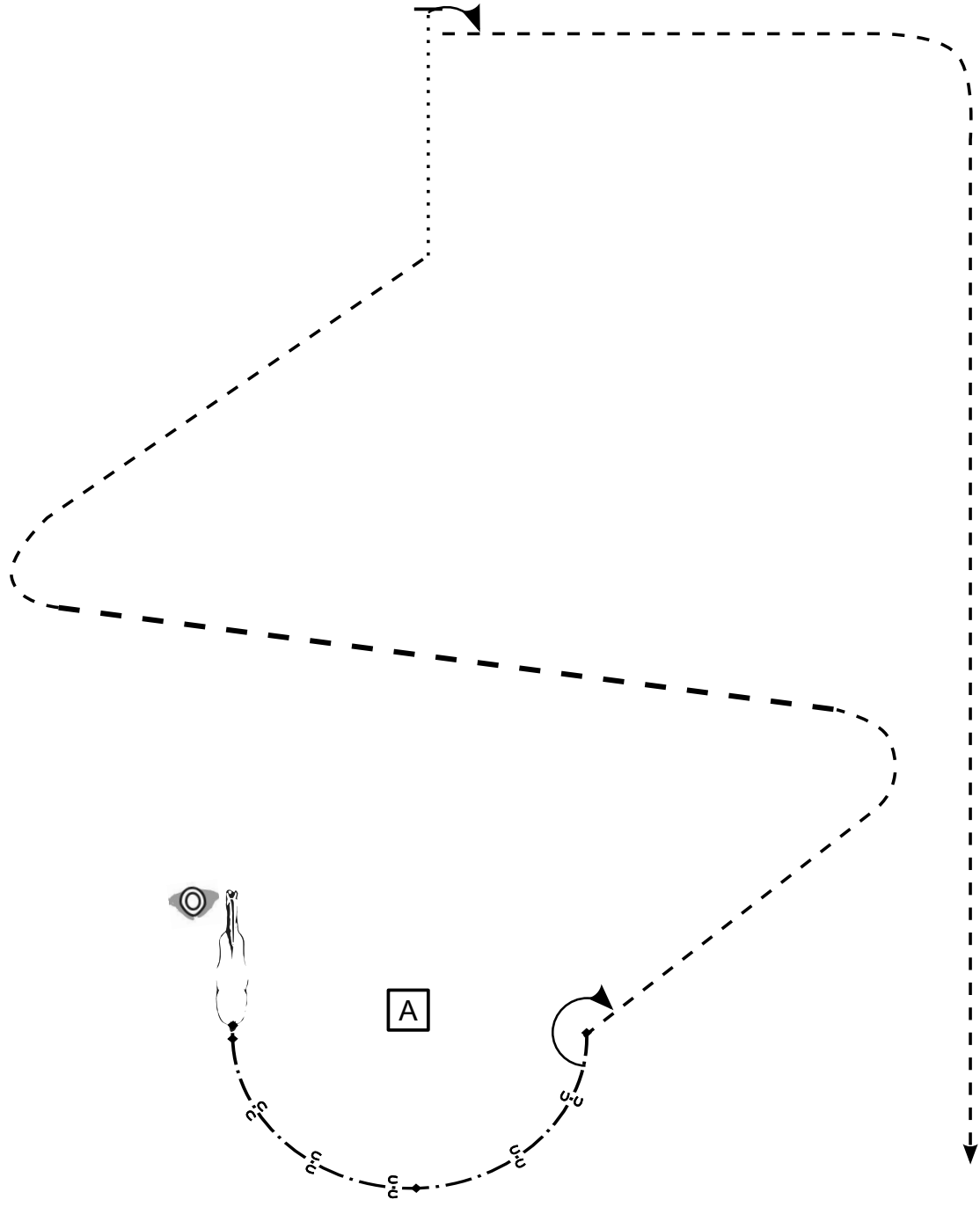
- - - - - ext. Jog

← 3 → 3 → Back Up

Showmanship at Halter LK 3A (C) / LK 3B (C)



Judge



- Be ready -
 hindquarters even with marker
1. Back up
 2. 225° turn
 3. Trot straight lines
 4. Extended Trot, walk, stop
 5. Set up for inspection
 6. 90° turn, trot
- Trot and leave the arena



Marker

..... Walk

- - - - - Jog

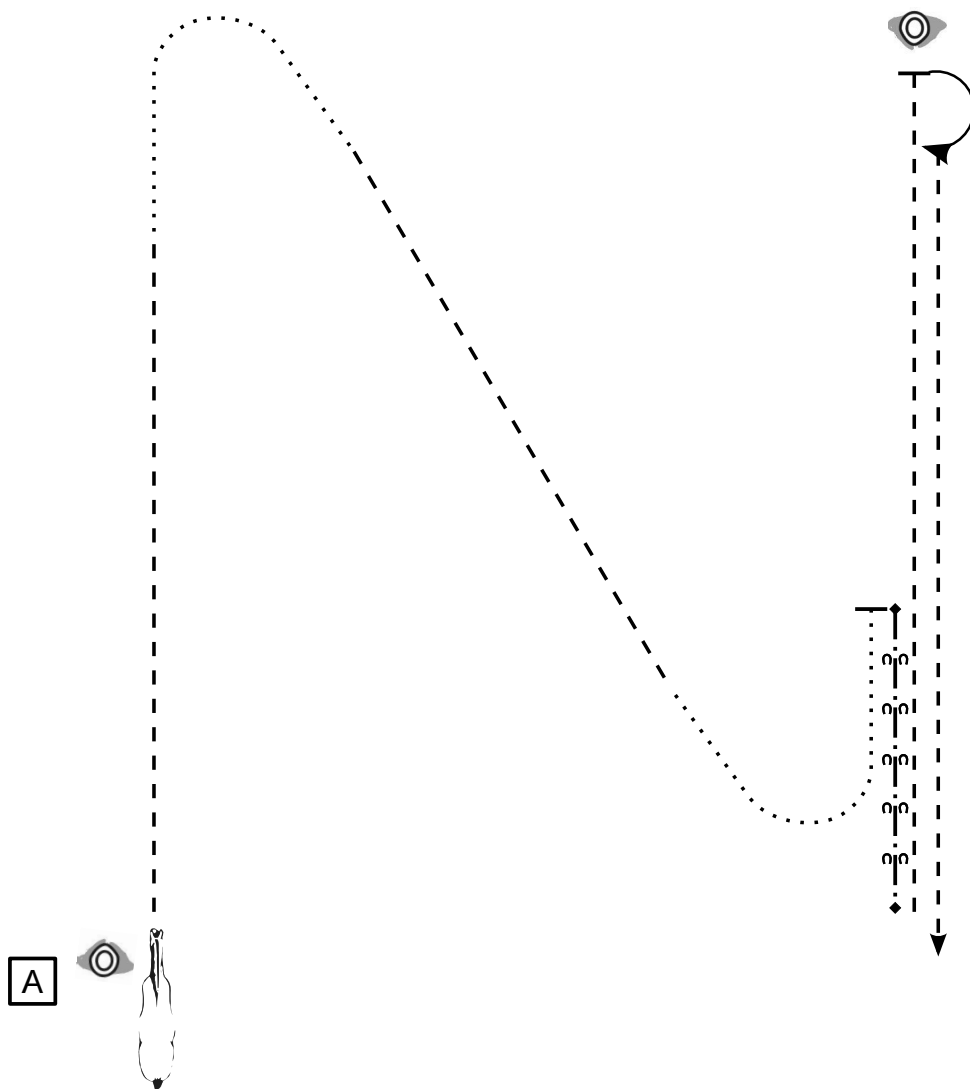
- - - - - ext. Jog

← ↻ → Back Up

Showmanship at Halter LK 3/4 A+B (B)



Judge



Be ready at A

1. Trot straight line, walk
 2. Trot, walk, stop
 3. Back up straight line
 4. Trot straight line, stop
 5. Set up for inspection
 6. 180° turn, trot
- Trot and leave the arena

A Marker

..... Walk

- - - - - Jog

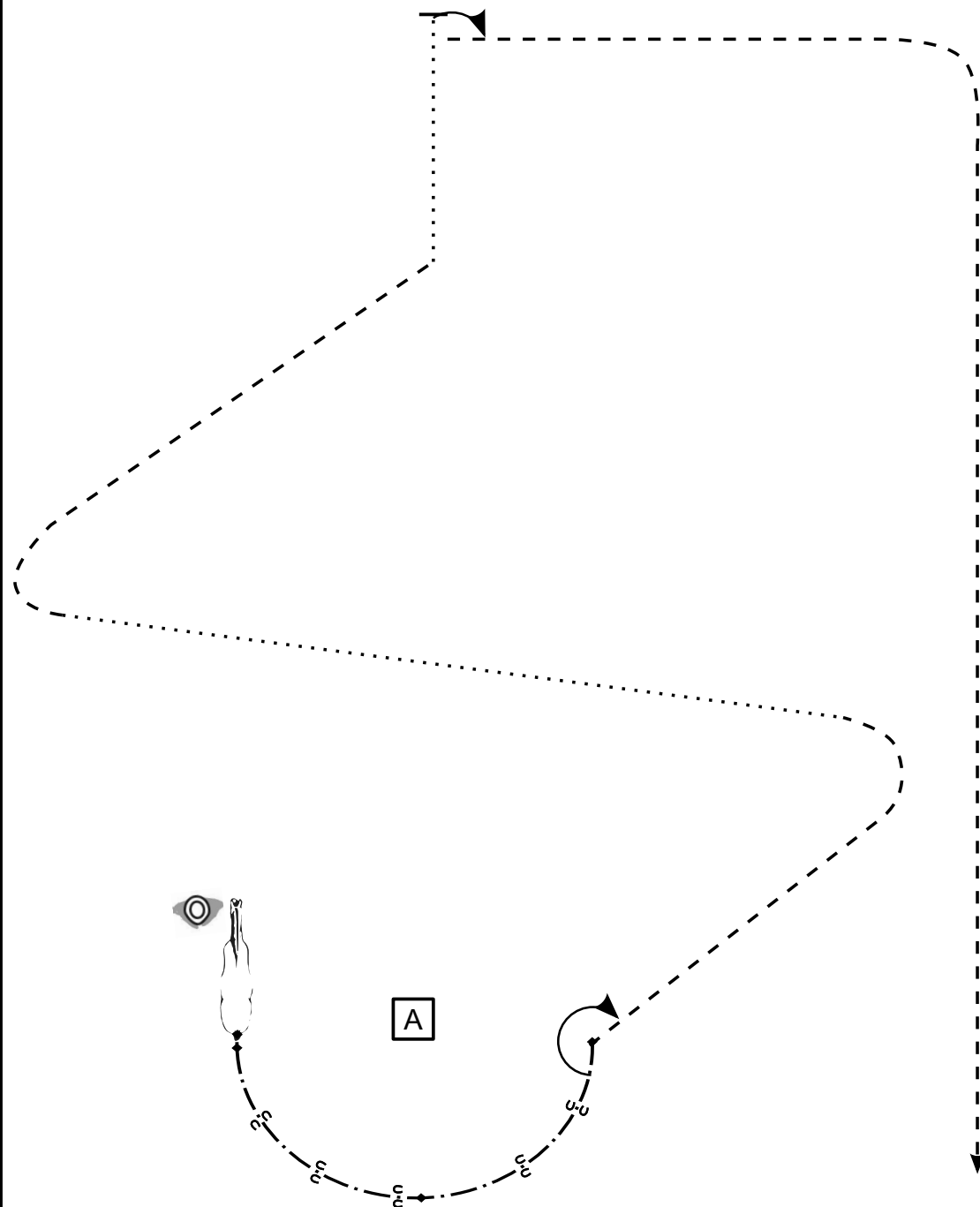
- - - - - ext. Jog

←↯→ Back Up

Showmanship at Halter LK 4A (C) / LK 4B (C) / LK 5A / LK 5B



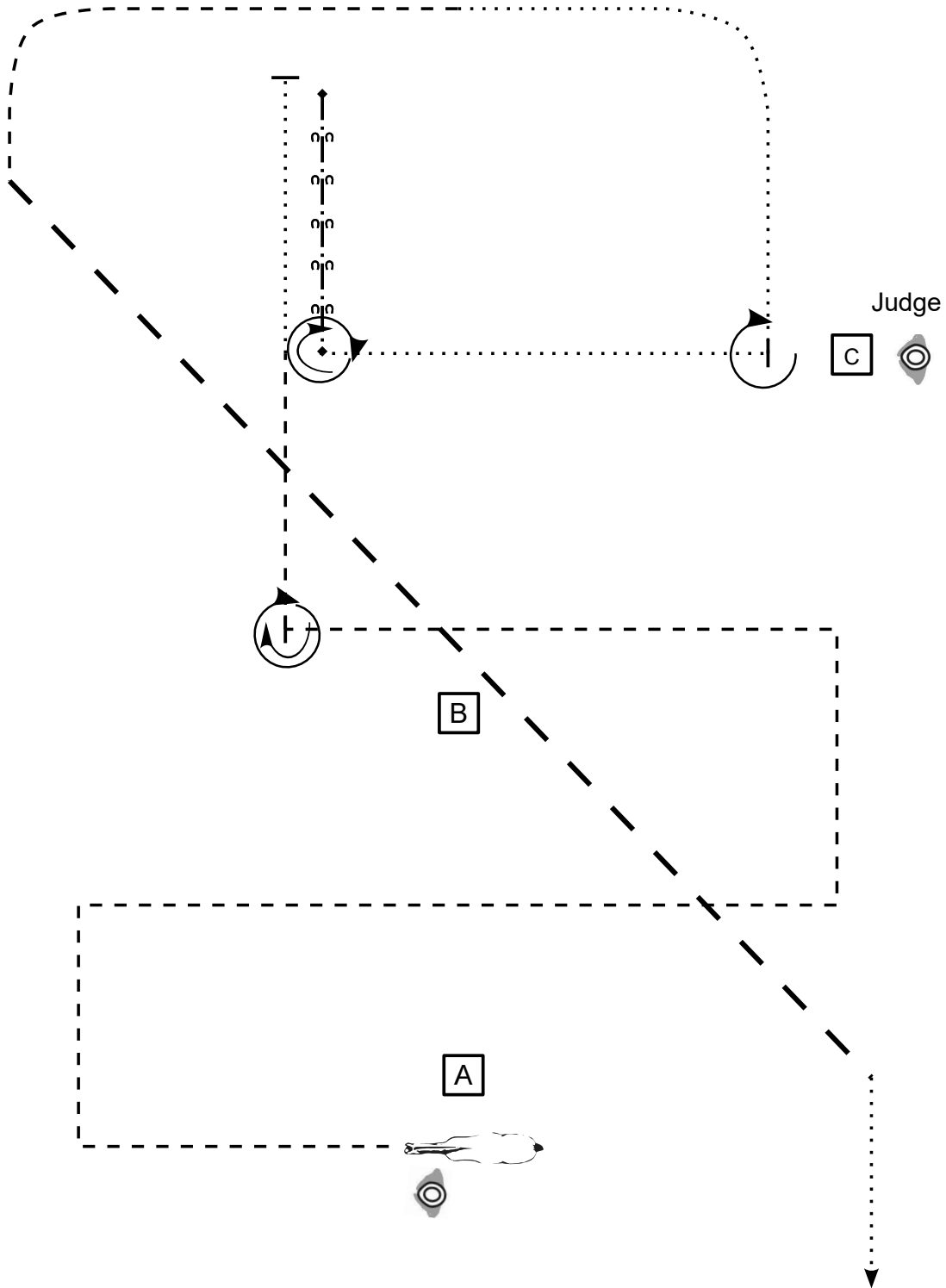
Judge



- Be ready -
 hindquarters even with marker
1. Back up
 2. 225° turn
 3. Trot straight lines
 4. Walk, trot, walk, stop
 5. Set up for inspection
 6. 90° turn, trot
- Trot and leave the arena

- A Marker
- Walk
- - - - - Jog
- — — — — ext. Jog
- ← 3 → 3 → 3 → Back Up

Showmanship at Halter M LK 2/1A / M LK 2/1B



- Be ready at A
1. Trot corners and stop past B
 2. 45° turn
 3. Trot and walk straight line stop
 4. Back straight line
 5. 45° turn, walk, stop
 6. Set up for inspection
 7. 270° turn, walk, trot
 8. Extended trot
- Walk and leave the arena

- A Marker
- Walk
- - - - - Jog
- - - - - ext. Jog
- ←↻→ Back Up

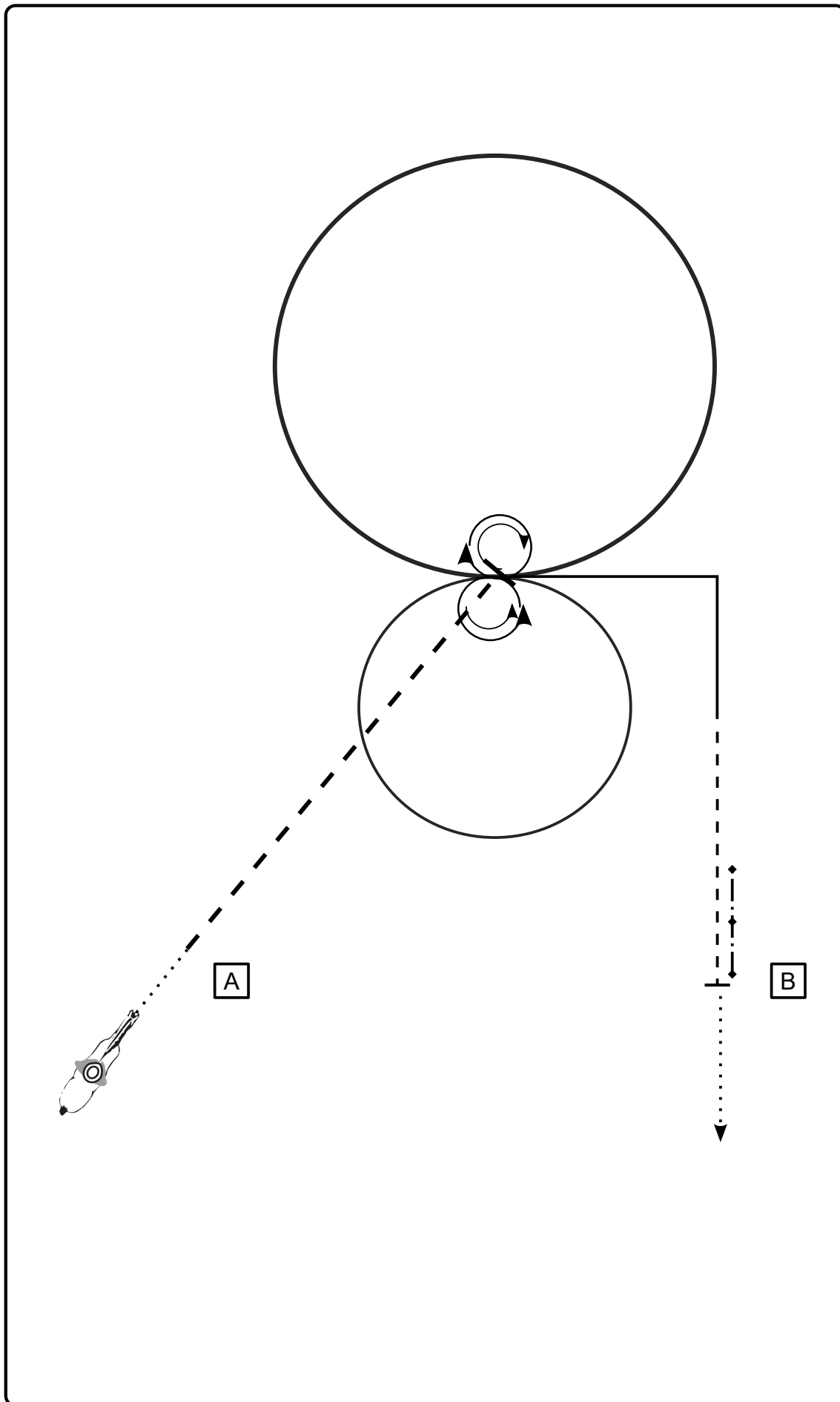
Western Horsemanship LK 1A / LK 2A



1. Walk bis A
Ext. Jog zur Mitte der Arena
Stop
2. 585° Turn (R)
3. Ext. Lope (RL) Zirkel
4. Lead Change
(flying/simple)
5. Lope (LL) Zirkel
Stop
6. 540° Turn (L)
7. Lope (RL)
Square Corner
8. Jog, Stop, Back Up
Walk

L = Left
 R = Right
 LL = Left Lead
 RL = Right Lead

- | | |
|---|-------------|
| A | Marker |
| | Walk |
| - - - - - | Jog |
| — — — — — | ext. Jog |
| ————— | Lope |
| ————— | ext. Lope |
| ↔ ↔ ↔ | Backup |
| no → | Sidepass |
| — X — | Lead Change |



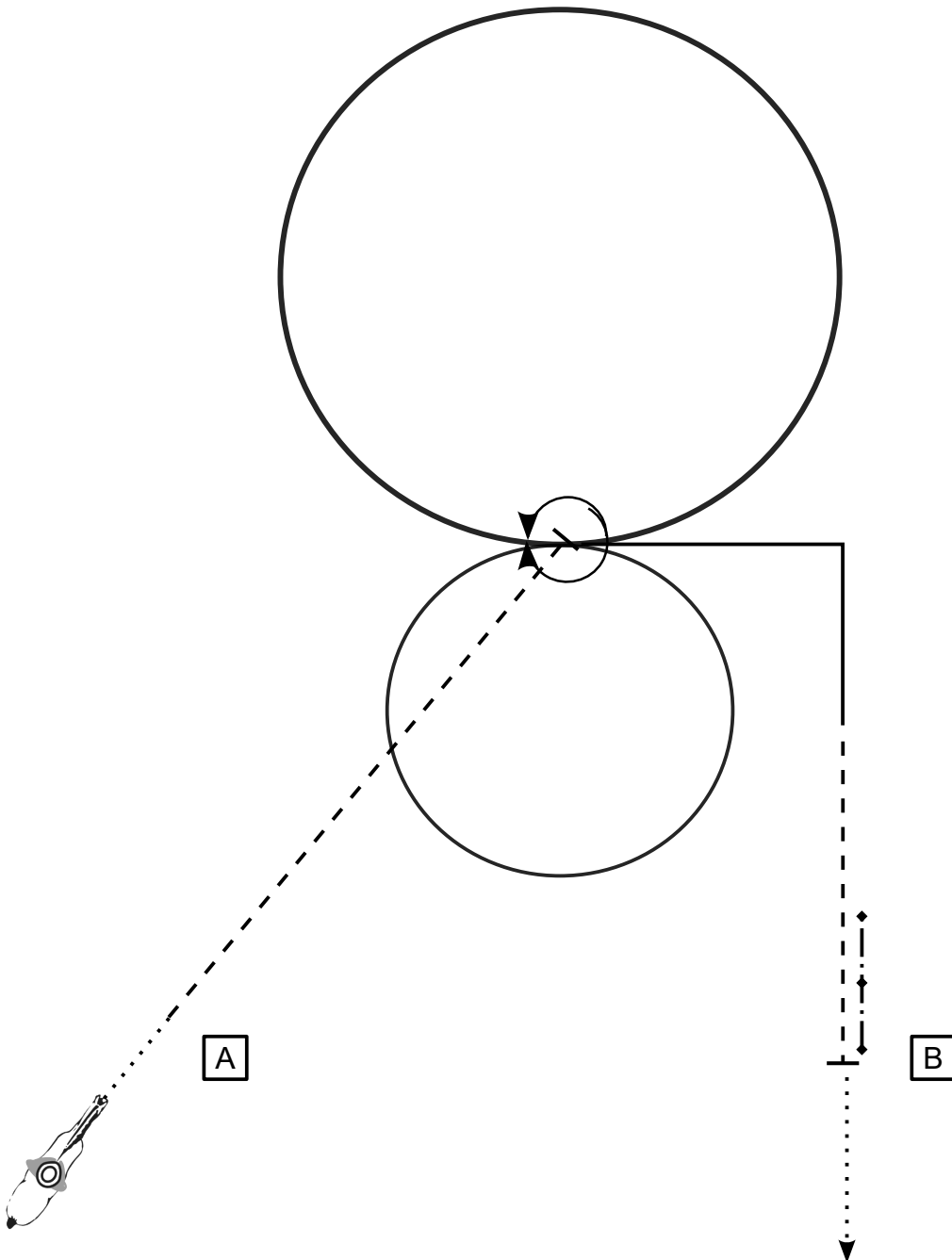
Western Horsemanship LK 1B / LK 2B



1. Walk bis A
 Jog zur Mitte der Arena
 Stop
2. 225° Turn (R)
3. Ext. Lope (RL) Zirkel
4. Lead Change
 (flying/simple)
5. Lope (LL) Zirkel
 Stop
6. 180° Turn (L)
7. Lope (RL)
 Square Corner
8. Jog, Stop, Back Up
 Walk

L = Left
 R = Right
 LL = Left Lead
 RL = Right Lead

- | | |
|---|-------------|
| A | Marker |
| | Walk |
| - - - - - | Jog |
| - - - - - | ext. Jog |
| _____ | Lope |
| _____ | ext. Lope |
| ↔ ↔ ↔ | Backup |
| → | Sidepass |
| ↔ | Lead Change |



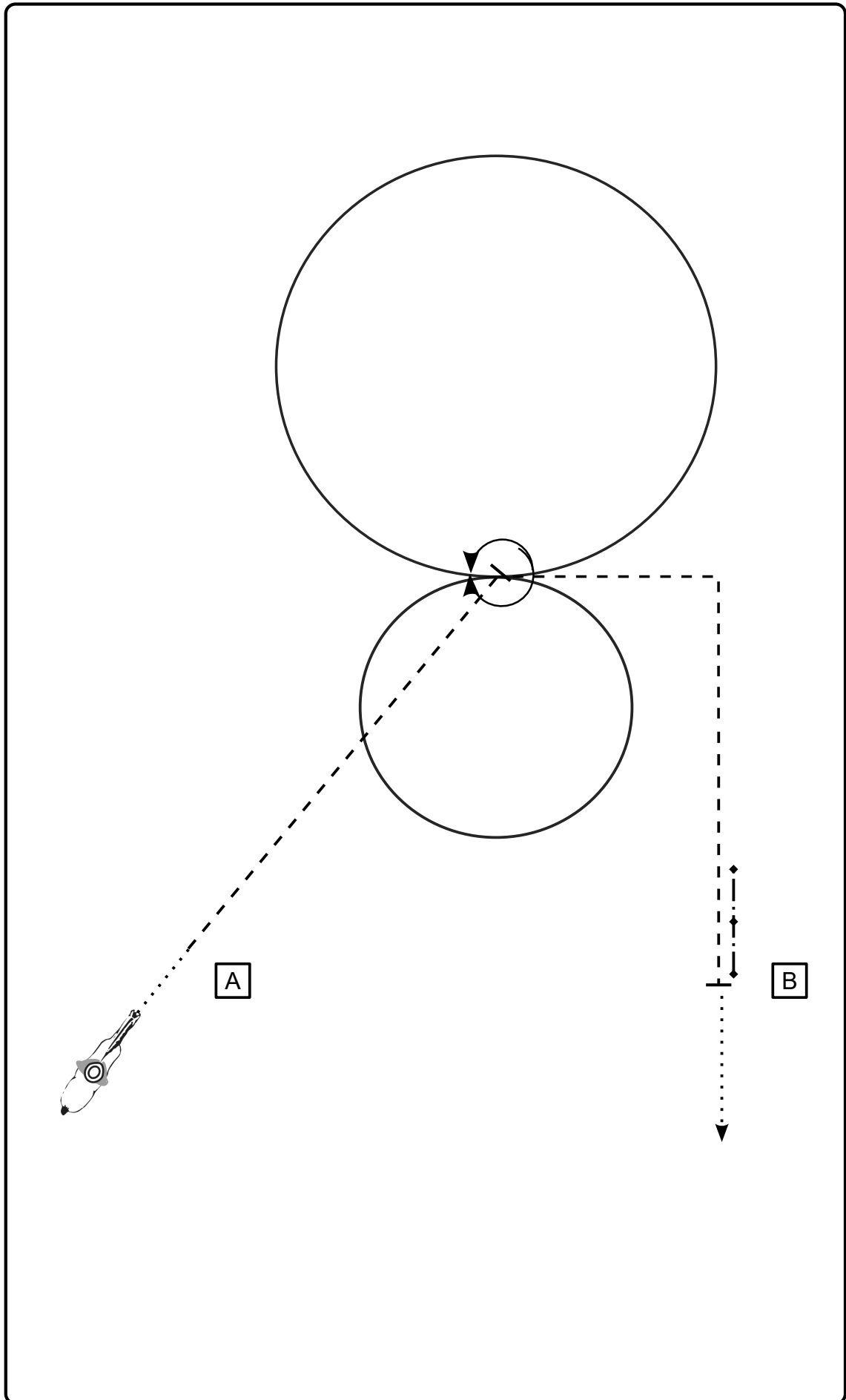
Western Horsemanship LK 3A (B) / LK 3B (B)



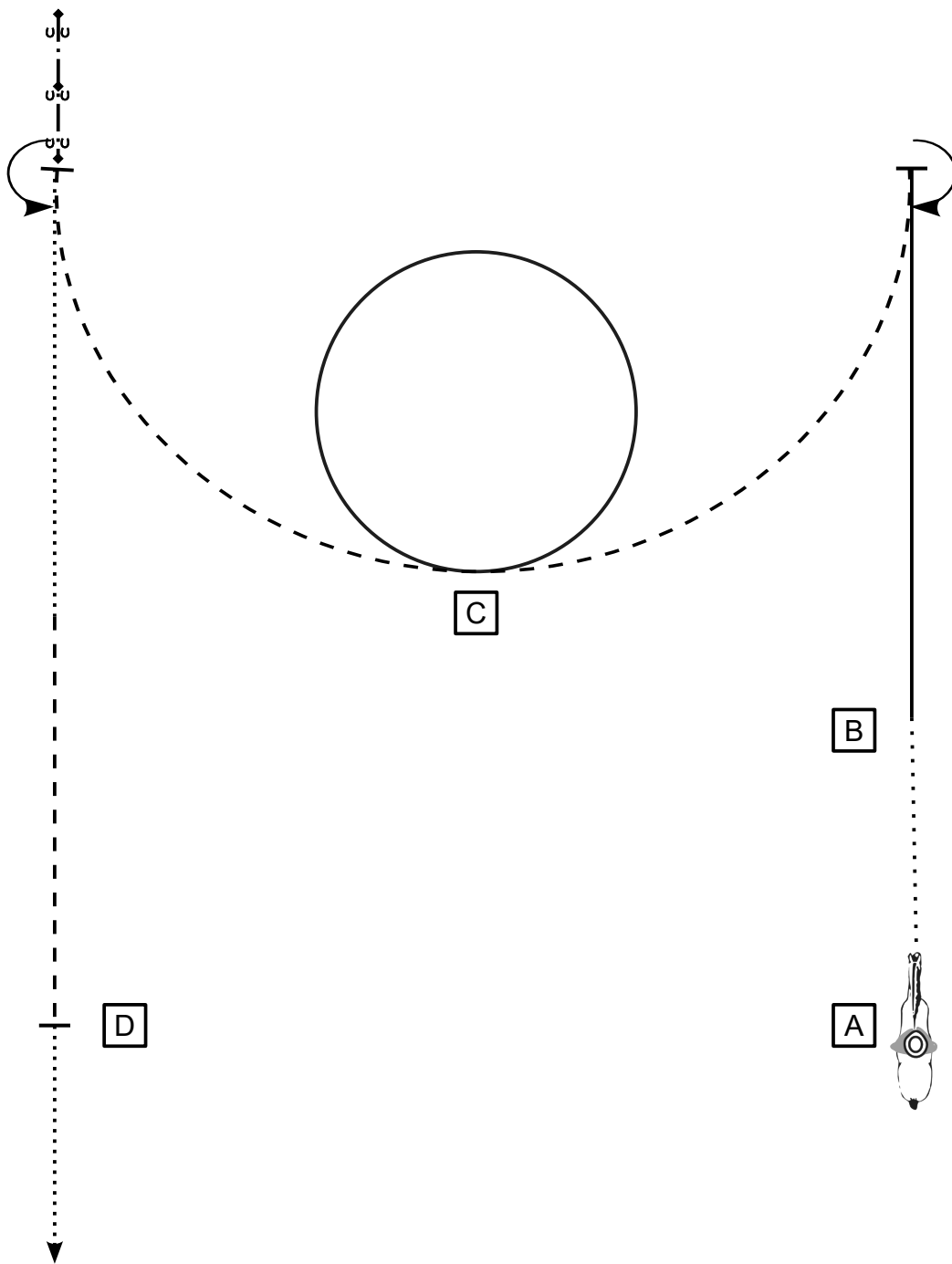
1. Walk bis A
 Jog zur Mitte der Arena
 Stop
2. 225° Turn (R)
3. Lope (RL) Zirkel
4. Lead Change
 (flying/simple)
5. Lope (LL) Zirkel
 Stop
6. 180° Turn (L)
7. Jog Square Corner, Stop
8. Back Up
 Walk

L = Left
 R = Right
 LL = Left Lead
 RL = Right Lead

- | | |
|---|-------------|
| A | Marker |
| | Walk |
| - - - - - | Jog |
| - - - - - | ext. Jog |
| ————— | Lope |
| ————— | ext. Lope |
| ↔ ↔ ↔ | Backup |
| → | Sidepass |
| ⌘ | Lead Change |



Western Horsemanship LK 3A (C) / LK 3B (C) / LK 4A (B) / LK 4B (B)



Set up bei A

1. Walk bis B
2. Lope (LL) bis hinter C
Stop
2. 180° Turn (R)
3. Jog
+ einen halben Jog Zirkel
+ bei C einen Lope Zirkel
Stop
4. 180° Turn (L)
5. Back Up
6. Walk bis Höhe C
7. Jog bis D
Stop
Walk in Warm Up Area

L = Left
R = Right
LL = Left Lead
RL = Right Lead

- | | |
|---|-------------|
| A | Marker |
| | Walk |
| - - - - - | Jog |
| — — — — — | ext. Jog |
| ————— | Lope |
| ————— | ext. Lope |
| ↔ ↔ ↔ | Backup |
| → | Sidepass |
| ⋈ | Lead Change |

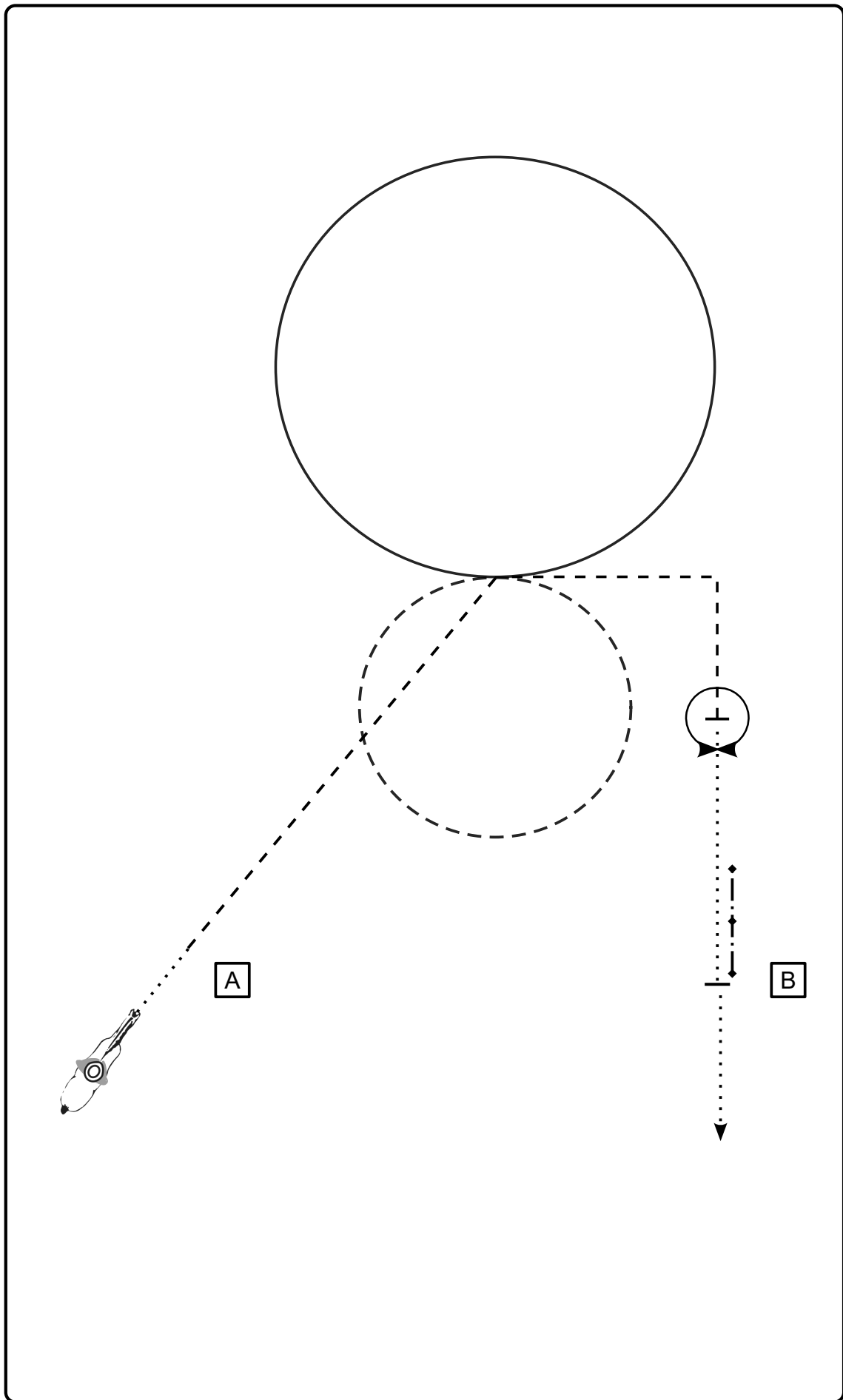
Western Horsemanship LK 4A (C) / LK 4B (C) / LK 5A / LK 5B



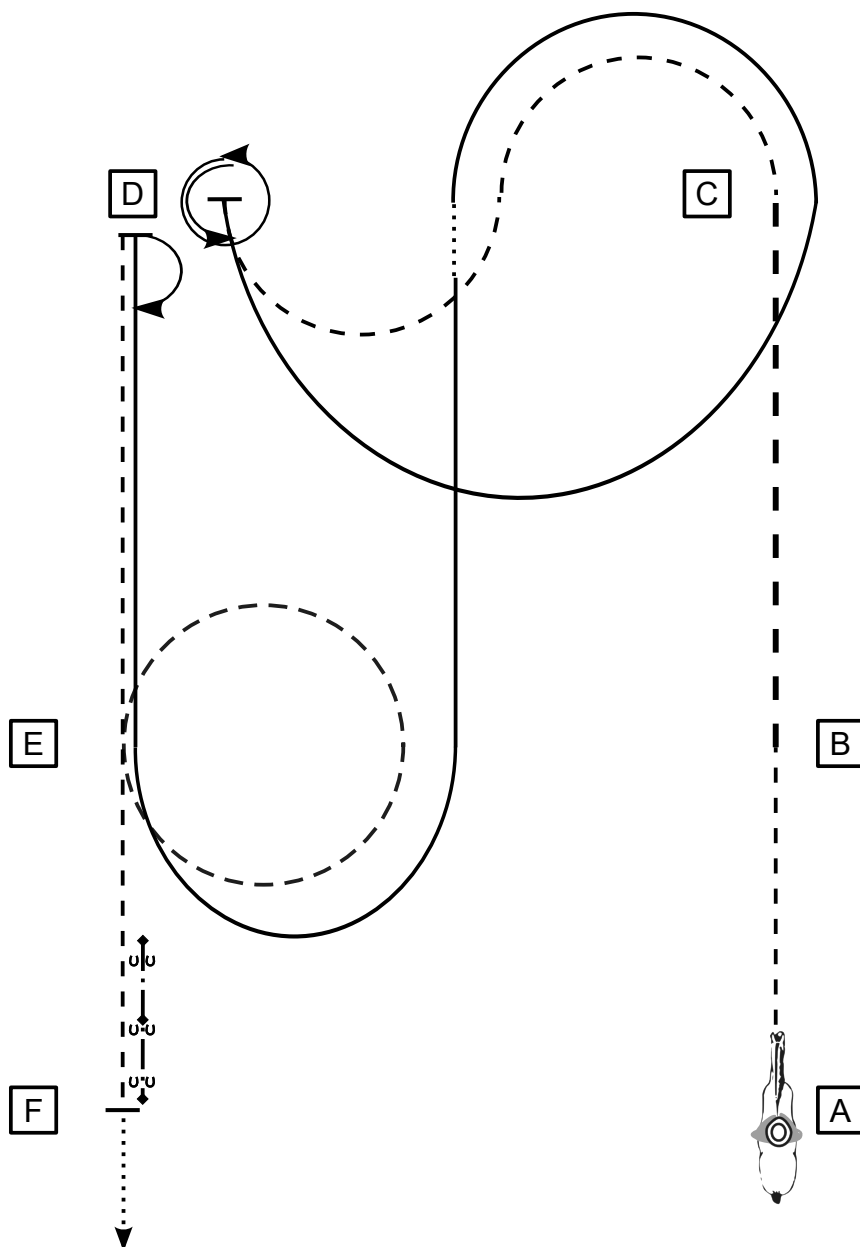
1. Walk bis A
Jog zur Mitte der Arena
2. Lope (LL) Zirkel
3. Jog Zirkel
4. Jog Square Corner
Stop
5. 360° Turn (R o L)
6. Walk, Stop
7. Back Up
Walk

L = Left
 R = Right
 LL = Left Lead
 RL = Right Lead

- | | |
|---|-------------|
| A | Marker |
| | Walk |
| - - - - - | Jog |
| - - - - - | ext. Jog |
| _____ | Lope |
| _____ | ext. Lope |
| ↔ ↔ ↔ | Backup |
| → | Sidepass |
| ⌘ | Lead Change |



Western Horsemanship M LK 2/1A / M LK 2/1B



Set Up bei A

1. Jog zu B
ext. Jog zu C
Jog Slalom zu D
Stop
2. 540° Turn (L)
Lope (LL) zu C und um C
Lead Change zwischen C und D (über Walk)
Lope (RL) bis D
Stop
3. 180° Turn (R)
Jog zu E, Jogvolte (L)
Jog bis F
Stop
Back Up

Im Walk in Warm Up Area

L = Left
R = Right
LL = Left Lead
RL = Right Lead

- | | |
|---|-------------|
| A | Marker |
| | Walk |
| - - - - - | Jog |
| - - - - - | ext. Jog |
| ————— | Lope |
| ————— | ext. Lope |
| ↔ ↔ ↔ | Backup |
| → | Sidepass |
| ⌘ | Lead Change |